

## COLUMN JIB CRANES IN CANTILEVERED BEAM WITH ONE SPEED MOTORIZED ARM - MOD. CM3 RE

[Read More](#)

**SKU:**

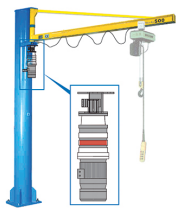
**Price:**

**Stock:** instock

**Categories:** [Cit](#), [Cranes](#)

### Product Description

Rotating arm with ball bearings. Adjustable band brake. Electrical system. Motorized arm rotation at one speed. Epoxy paint: standard colors: Fixed parts RAL 5015, moving parts RAL 1023. CE marking according to Machinery Directive 2006/42 / EC



## COLUMN JIB CRANE IN TIRANTATA BEAM WITH ONE SPEED MOTORIZED ARM - MOD. CM2 RE

[Read More](#)

**SKU:**

**Price:**

**Stock:** instock

**Categories:** [Cit](#), [Cranes](#)

### Product Description

Rotating arm with ball bearings. Adjustable band brake. Electrical system. Motorized arm rotation at one speed. Epoxy paint: standard colors: Fixed parts RAL 5015, moving parts RAL 1023. CE marking according to Machinery Directive 2006/42 / EC



## COLUMN JIB CRANE WITH ELECTRICALLY REMOVABLE ARM - MOD. CM2 TSE

[Read More](#)

**SKU:**

**Price:****Stock:** instock**Categories:** [Cit](#), [Cranes](#)

## Product Description

Rotating arm with ball bearings. Adjustable band brake. Electrical system. Arm extension with single-speed motorized function. Epoxy paint: standard colors: Fixed parts RAL 5015, moving parts RAL 1023. CE marking according to Machinery Directive 2006/42 / EC



## COLUMN JIB CRANE WITH MANUALLY REMOVABLE ARM - MOD. CM2 TSM

[Read More](#)**SKU:****Price:****Stock:** instock**Categories:** [Cit](#), [Cranes](#)

## Product Description

Rotating arm with ball bearings. Adjustable band brake. Electrical system. Arm extension with push action. Epoxy painting: standard colors: Fixed parts RAL 5015, moving parts RAL 1023. CE marking according to Machinery Directive 2006/42 / EC



## JIB CRANE WITH 360 ° ELECTRIC ROTATION - MOD. CMRE

[Read More](#)**SKU:****Price:****Stock:** instock**Categories:** [Cit](#), [Cranes](#)

## Product Description

Rotating arm on basic bearings (fifth wheel). Electrical system with sliding trolleys within the channel profile, with independent push-button panel for hoist, trolley and crane rotation control, all completely wired on the crane arm. Electric control panel for crane rotation. Inverter for adjusting the boom rotation acceleration and deceleration ramp. Multi-pole line manifold. Assembly instructions. Painted with anti-rust and two coats of enamel. Standard colors. Column RAL 5015. Arm RAL 1023. CE marking according to Machinery Directive 2006/42 / EC



## JIB CRANE WITH 360 ° MANUAL ROTATION COLUMN - MOD. CMRM

[Read More](#)

**SKU:**

**Price:**

**Stock:** instock

**Categories:** [Cit](#), [Cranes](#)

### Product Description

Electrical system. Trolleys and flat festooned cable. Multi-pole line manifold. Assembly instructions. Painted with anti-rust and two coats of enamel. Standard colors. Column RAL 5015. Arm RAL 1023. CE marking according to Machinery Directive 2006/42 / EC



## COLUMN JIB CRANE WITH ARTICULATED ARM - MOD. CMBS

[Read More](#)

**SKU:**

**Price:**

**Stock:** instock

**Categories:** [Cit](#), [Cranes](#)

### Product Description

Articulated arm articulated on ball bearings. Adjustable tape brake on both arms. Electrical system. Assembly instructions. Epoxy paint: standard colors: Fixed parts RAL 5015, moving parts RAL 1023. CE marking according to Machinery Directive 2006/42 / EC



## COLUMN JIB CRANE WITH CANTILEVERED BEAM ARM - MOD. CM3

[Read More](#)

**SKU:**

**Price:**

**Stock:** instock

**Categories:** [Cit](#), [Cranes](#)

## Product Description

Rotating arm with ball bearings. Adjustable band brake. Electrical system. Epoxy paint: standard colors: Fixed parts RAL 5015, moving parts RAL 1023. CE marking according to Machinery Directive 2006/42 / EC



## COLUMN JIB CRANE WITH ARM IN TIRANTATA BEAM - MOD. CM2

[Read More](#)

**SKU:**

**Price:**

**Stock:** instock

**Categories:** [Cit](#), [Cranes](#)

## Product Description

Rotating arm with ball bearings. Adjustable band brake. Electrical system. Epoxy paint: standard colors: Fixed parts RAL 5015, moving parts RAL 1023. CE marking according to Machinery Directive 2006/42 / EC



## COLUMN JIB CRANE WITH CHANNEL ARM - MOD. CM1

[Read More](#)

**SKU:**

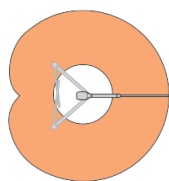
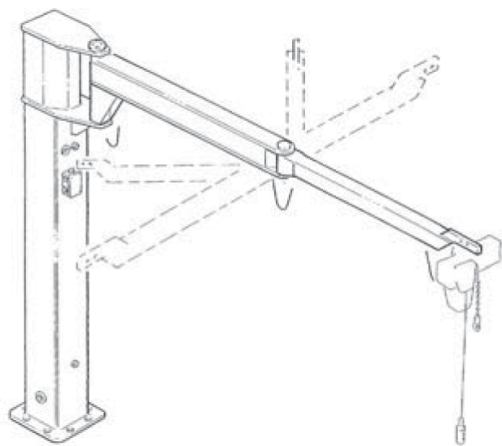
**Price:**

**Stock:** instock

**Categories:** [Cit](#), [Cranes](#)

## Product Description

Rotating arm with ball bearings. Adjustable band brake. Electrical system. Push-pull hoist trolley with lateral guide bearings. Epoxy paint: standard colors: Fixed parts RAL 5015, moving parts RAL 1023. CE marking according to Machinery Directive 2006/42 / EC



360°

Area servita  
Slewing range

## S Model

[Read More](#)

**SKU:**

**Price:**

**Stock:** instock

**Categories:** [Cranes](#)

### Product Description

**“S” articulated jib model** Capacity 125 to 500 kg Jib length 3 to 7 m The jib of this model is articulated in two “hinged segments” which allow the handling even if fixed obstacles are present. This model permits the best use of the vertical room available and the clockwise/anticlockwise swing for more than 360°.



## T Model

[Read More](#)

**SKU:**

**Price:**

**Stock:** instock

**Categories:** [Cranes](#)

### Product Description



## H Model

[Read More](#)

**SKU:**

**Price:**

**Stock:** instock

**Categories:** [Cranes](#)

### Product Description

**“H” overbraced jib model** Capacity 250 to 2000 kg Jib length 4 to 8 m This model allows the use of the jib crane for greater capacities and slewing range than the C and T models. The jib allows the addition of electric and mechanical push-trolleys

## C Model

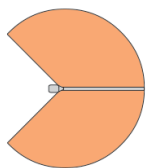
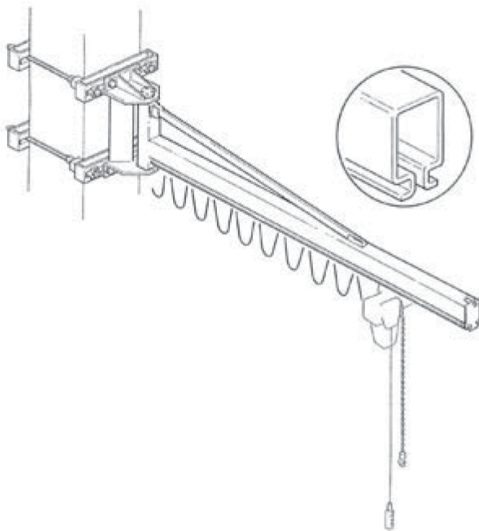
[Read More](#)

**SKU:**

**Price:**

**Stock:** instock

**Categories:** [Cranes](#), [Hercules](#)



270°

Area servita  
Slewing range

### Product Description

**“C” channel profile jib model** Capacity range 125 to 1000 kg Jib length 3 to 7 m This model is characterized by the extreme ease of handling due to the low inertia deriving from the light weight. The jib is normally fitted with a special “channel” profile trolley, which allows it to be easily push/pull

C Model

Column crane